














































Results are Final as of 16:21 on August 5, 2023

T293 Plus Men Class

Sailed: 11, Discards: 2, To count: 9, Entries: 45, Scoring system: WCR Appendix A

Rank	Class	Division	NOC	Sailnumber	Full Name	Year	Gender	Total	Nett	R1	R2	R3	R4	R5	R6	R7	M	R9	R10	R11
1	T293 Plus Men	U19	 GRE	4	Petros Kontarinis	2006	M	59.0	11.0	1.0	1.0	(46.0 RET)	1.0	(2.0)	1.0	1.0	2.0	2.0	1.0	1.0
2	T293 Plus Men	U19	 GRE	19	Alexandros Kokkinakis	2005	M	78.0	24.0	2.0	2.0	(46.0 RET)	4.0	1.0	2.0	2.0	(8.0)	1.0	2.0	8.0
3	T293 Plus Men	U19	 FRA	575	Arthis Espagnon	2005	M	62.7	45.7	4.0	3.0	7.0	4.7 RDG1:4	(9.0)	4.0	(8.0)	7.0	5.0	6.0	5.0
4	T293 Plus Men	U19	 ITA	3	Marco Guida Di Ronza	2006	M	78.0	49.0	8.0	4.0	2.0	3.0	3.0	(11.0)	6.0	(18.0)	10.0	3.0	10.0
5	T293 Plus Men	U19	 FRA	440	Clement Picquet	2005	M	86.0	59.0	(13.0)	8.0	(14.0)	5.0	4.0	5.0 RDGnc	5.0	13.0	7.0	9.0	3.0
6	T293 Plus Men	Open	 JPN	1972	Yoshito Katayama	2001	M	99.0	64.0	(18.0)	(17.0)	8.0	6.0	5.0	17.0 PRP	3.0	12.0	3.0	4.0	6.0
7	T293 Plus Men	U19	 GRE	9	Aris Panagopoulos	2006	M	95.0	66.0	5.0	7.0	3.0	(15.0)	11.0	7.0	10.0	3.0	9.0	(14.0)	11.0
8	T293 Plus Men	Open	 FRA	191	Aurélien Gilles	2004	M	102.0	71.0	7.0	12.0	1.0	7.0	12.0	(13.0)	4.0	5.0	12.0	11.0	(18.0)
9	T293 Plus Men	U19	 FRA	728	Jules Pajot	2005	M	94.0	72.0	(11.0)	10.0	(11.0)	10.0	6.0	9.0	7.0	11.0	4.0	8.0	7.0
10	T293 Plus Men	Open	 ESP	499	Alejandro Arauz García	2004	M	110.0	74.0	6.0	6.0	6.0	(20.0)	10.0	6.0	(16.0)	9.0	8.0	10.0	13.0
11	T293 Plus Men	U19	 ESP	490	Arturo Arauz García	2006	M	167.0	75.0	3.0	5.0	5.0	9.0	(46.0 DSQ)	8.0	18.0	1.0	13.0	13.0	(46.0 DNC)
12	T293 Plus Men	Open	 JPN	1200	Daigo Komatsu	1992	M	108.0	80.0	12.0	9.0	4.0	2.0	13.0	(14.0)	9.0	10.0	(14.0)	7.0	14.0
13	T293 Plus Men	U19	 ITA	145	Alessandro Giagoni Locci	2007	M	149.0	80.0	9.0	(23.0)	(46.0 RET)	21.0	8.0	12.0	11.0	4.0	6.0	5.0	4.0
14	T293 Plus Men	Open	 JPN	462	Oshima Shunya	2001	M	140.0	102.0	(19.0)	13.0	12.0	14.0	7.0	10.0	15.0	(19.0)	11.0	18.0	2.0
15	T293 Plus Men	U19	 GRE	109	Iasonas Kandiloros	2005	M	167.0	129.0	10.0	15.0	10.0	17.0	15.0	15.0	17.0	14.0	(18.0)	(20.0)	16.0
16	T293 Plus Men	U19	 GRE	36	Efsthios Mourelatos	2008	M	196.0	137.0	16.0	19.0	16.0	(28.0)	18.0	20.0	12.0	(31.0)	15.0	12.0	9.0
17	T293 Plus Men	U19	 ESP	404	Alejandro Selma Cruz	2007	M	223.0	154.0	(23.0)	18.0	15.0	13.0	16.0	19.0	19.0	(46.0 DNC)	16.0	17.0	21.0
18	T293 Plus Men	Open	 JPN	461	Kentaro Mori	2003	M	232.0	160.0	14.0	25.0	13.0	8.0	(26.0)	23.0	20.0	(46.0 DNC)	25.0	15.0	17.0
19	T293 Plus Men	U19	 GRE	552	Angellos James Ginis	2006	M	218.0	170.0	(26.0)	20.0	19.0	16.0	17.0	21.0	21.0	15.0	(22.0)	22.0	19.0
20	T293 Plus Men	U19	 GRE	22	Petros Armaos	2006	M	263.0	171.0	20.0	16.0	(46.0 RET)	25.0	25.0	18.0	13.0	17.0	21.0	16.0	(46.0 DNC)

Rank	Class	Division	NOC	Sailnumber	Full Name	Year	Gender	Total	Nett	R1	R2	R3	R4	R5	R6	R7	M	R9	R10	R11
21	T293 Plus Men	Open	 FRA	1579	Hugo Fargues	2004	M	232.0	172.0	(32.0)	(28.0)	18.0	24.0	14.0	27.0	14.0	22.0	17.0	21.0	15.0
22	T293 Plus Men	U19	 GRE	20	Leonidas Tsironis	2006	M	253.0	179.0	21.0	11.0	17.0	18.0	21.0	16.0	25.0	(28.0)	24.0	26.0	(46.0 DNC)
23	T293 Plus Men	U19	 ESP	46	Alvaro Martin Medina	2006	M	238.0	185.0	17.0	21.0	23.0	22.0	20.0	(29.0)	(24.0)	24.0	19.0	19.0	20.0
24	T293 Plus Men	U19	 FRA	3317	Marlon Lucat	2006	M	254.0	192.0	25.0	29.0	20.0	19.0	23.0	24.0	23.0	6.0	(30.0)	(32.0)	23.0
25	T293 Plus Men	U19	 ITA	420	Manuel Cillano	2005	M	289.0	197.0	15.0	14.0	(46.0 NSC)	11.0	22.0	22.0	31.0	26.0	29.0	27.0	(46.0 DNC)
26	T293 Plus Men	U19	 GBR	3339	Oliver Cooper	2006	M	287.1	210.1	24.0	22.0	21.0	26.0	24.0	17.0	22.0	24.1 RDG1:10	(31.0)	30.0	(46.0 DNC)
27	T293 Plus Men	U19	 FRA	434	Quentin Le Couls	2006	M	273.0	213.0	27.0	(30.0)	(30.0)	23.0	27.0	25.0	26.0	27.0	23.0	23.0	12.0
28	T293 Plus Men	U19	 FRA	417	Hugo Bocquet	2008	M	300.0	224.0	22.0	24.0	22.0	27.0	28.0	26.0	(30.0)	30.0	20.0	25.0	(46.0 DNC)
29	T293 Plus Men	U19	 FRA	2200	Titouan Vautrin	2006	M	307.0	237.0	30.0	31.0	28.0	(36.0)	(34.0)	28.0	28.0	16.0	28.0	24.0	24.0
30	T293 Plus Men	U19	 HUN	1811	Komáromy Benedek	2006	M	333.0	241.0	29.0	26.0	25.0	34.0	19.0	30.0	(46.0 OCS)	23.0	27.0	28.0	(46.0 DNC)
31	T293 Plus Men	U19	 ITA	221	Francesco Polito	2008	M	348.0	256.0	28.0	27.0	24.0	29.0	31.0	31.0	29.0	20.0	(46.0 OCS)	37.0	(46.0 DNC)
32	T293 Plus Men	Open	 JPN	3917	Kento Ebuchi	2003	M	352.0	271.0	(39.0)	32.0	32.0	(42.0 PRP)	32.0	34.0	27.0	32.0	26.0	34.0	22.0
33	T293 Plus Men	U19	 ESP	635	Pau Hernandez Martinez	2006	M	379.0	287.0	38.0	38.0	35.0	31.0	30.0	(46.0 DNC)	(46.0 DNC)	21.0	36.0	33.0	25.0
34	T293 Plus Men	U19	 ESP	590	Hugo Comitre Ferrandez	2008	M	379.0	290.0	41.0	41.0	9.0	(43.0)	29.0	33.0	39.0	36.0	33.0	29.0	(46.0 DNC)
35	T293 Plus Men	Open	 JPN	537	Sonosuke Suzuki	2004	M	368.0	293.0	35.0	33.0	29.0	32.0	(38.0)	36.0	33.0	(37.0)	34.0	35.0	26.0
36	T293 Plus Men	U19	 FRA	667	Alexandre Herviou	2006	M	401.0	309.0	37.0	42.0	27.0	33.0	33.0	38.0	32.0	25.0	(46.0 DNC)	42.0	(46.0 DNC)
37	T293 Plus Men	U19	 SVK	20	Guillermo Piquet	2006	M	417.0	325.0	31.0	36.0	31.0	37.0	(46.0 DNC)	(46.0 DNC)	46.0 DNC	35.0	32.0	31.0	46.0 DNC
38	T293 Plus Men	U19	 FRA	328	Arthur Kerberenes	2006	M	423.0	331.0	34.0	34.0	38.0	30.0	37.0	32.0	(46.0 DNC)	34.0	(46.0 DNC)	46.0 DNC	46.0 DNC
39	T293 Plus Men	U19	 FRA	1365	Robin Morisset	2006	M	426.0	334.0	36.0	35.0	33.0	42.0	36.0	37.0	36.0	(46.0 DNC)	39.0	40.0	(46.0 DNC)
40	T293 Plus Men	U19	 HUN	15	Szilveszter Varju	2007	M	433.5	341.5	33.0	37.0	34.0	35.0	(46.0 DNC)	(46.0 DNC)	35.0	37.5 PRP	46.0 DNC	38.0	46.0 DNC
41	T293 Plus Men	U19	 ESP	299	Carlos Torres	2006	M	438.0	346.0	43.0	40.0	37.0	(46.0 DNC)	35.0	35.0	34.0	39.0	37.0	(46.0 DNC)	46.0 DNC
42	T293 Plus Men	U19	 FRA	459	Arthur Démoulin	2006	M	453.0	361.0	45.0	43.0	26.0	41.0	(46.0 DNF)	(46.0 DNC)	46.0 DNF	38.0	35.0	41.0	46.0 DNC
43	T293 Plus Men	U19	 GBR	3485	Robert John Phillips	2005	M	462.0	370.0	40.0	45.0	(46.0 DNC)	39.0	(46.0 DNC)	39.0	38.0	46.0 DNC	41.0	36.0	46.0 DNC
44	T293 Plus Men	Open	 GBR	0	Gibson Chris	1957	M	467.0	375.0	44.0	44.0	(46.0 DNC)	(46.0 DNC)	39.0	40.0	37.0	46.0 DNC	40.0	39.0	46.0 DNC
45	T293 Plus Men	U19	 EST	132	Georg Otto Karma	2006	M	473.0	381.0	42.0	39.0	36.0	42.0 DPI2	(46.0 DNC)	(46.0 DNC)	46.0 DNC	46.0 DNC	38.0	46.0 DNC	46.0 DNC

