


































































Results are Final as of 12:04 on August 5, 2023

**T293 U17 Boys Class**

Sailed: 10, Discards: 1, To count: 9, Entries: 65, Scoring system: WCR Appendix A

Rank	Class	Division	NOC	Sailnumber	Full Name	Year	Gender	Total	Nett	R1	R2	R3	R4	R5	R6	R7	M	R9	R10
1	T293 U17 Boys		 ESP	49	<a href="#">Bruno Barbara Tor</a>	2007	M	26.0	19.0	2.0	(7.0)	1.0	1.0	6.0	1.0	4.0	1.0	2.0	1.0
2	T293 U17 Boys		 GRE	1268	<a href="#">Minas Koutelas</a>	2008	M	40.0	31.0	3.0	(9.0)	5.0	2.0	3.0	3.0	9.0	2.0	1.0	3.0
3	T293 U17 Boys		 EST	420	<a href="#">Karl Sören Tamm</a>	2007	M	78.0	62.0	4.0	3.0	6.0	10.0	5.0	(16.0)	2.0	16.0	8.0	8.0
4	T293 U17 Boys		 ITA	41	<a href="#">Michael Andergassen</a>	2007	M	90.0	65.0	1.0	(25.0)	9.0	4.0	4.0	13.0	1.0	5.0	6.0	22.0
5	T293 U17 Boys		 GRE	28	<a href="#">Alexandros Vasmanolis</a>	2007	M	90.0	65.0	11.0	6.0	3.0	15.0	1.0	4.0	12.0	(25.0)	9.0	4.0
6	T293 U17 Boys		 GRE	861	<a href="#">Chrysovalantis Karastamatis</a>	2009	M	82.0	68.0	(14.0)	10.0	2.0	5.0	7.0	7.0	10.0	11.0	4.0	12.0
7	T293 U17 Boys		 GRE	44	<a href="#">Michael Korovesis</a>	2009	M	105.0	77.0	8.0	2.0	7.0	14.0	20.0	2.0	6.0	12.0	(28.0)	6.0
8	T293 U17 Boys		 LAT	98	<a href="#">Eduards Niedra</a>	2007	M	106.0	80.0	5.0	4.0	19.0	3.0	10.0	10.0	11.0	8.0	10.0	(26.0)
9	T293 U17 Boys		 ITA	228	<a href="#">Riccardo Poledrini</a>	2007	M	154.0	88.0	12.0	17.0	(66.0 UFD)	6.0	8.0	11.0	5.0	3.0	16.0	10.0
10	T293 U17 Boys		 TUR	1305	<a href="#">Adahan Topal</a>	2008	M	158.0	92.0	15.0	12.0	4.0	11.0	28.0	5.0	8.0	(66.0 DNC)	7.0	2.0
11	T293 U17 Boys		 CZE	781	<a href="#">Simon Skrepek</a>	2007	M	164.0	110.0	35.0	1.0	10.0	28.0	2.0	12.0	14.0	(54.0)	3.0	5.0
12	T293 U17 Boys		 TUR	1036	<a href="#">Orhan Kandemir</a>	2007	M	177.0	111.0	7.0	5.0	23.0	18.0	9.0	15.0	16.0	(66.0 DNC)	5.0	13.0
13	T293 U17 Boys		 LAT	126	<a href="#">Gustavs Mengelsons</a>	2009	M	142.0	120.0	9.0	(22.0)	8.0	7.0	15.0	17.0	7.0	21.0	22.0	14.0
14	T293 U17 Boys		 BEL	65	<a href="#">Mauro Vanderbeken</a>	2007	M	161.0	137.0	17.0	18.0	14.0	16.0	17.0	19.0	17.0	(24.0)	12.0	7.0
15	T293 U17 Boys		 TUR	471	<a href="#">Tarik Sadikovic Porter</a>	2007	M	173.0	140.0	20.0	11.0	12.0	9.0	11.0	24.0	(33.0)	15.0	19.0	19.0
16	T293 U17 Boys		 FRA	804	<a href="#">Lucas Gardais</a>	2008	M	170.0	143.0	13.0	14.0	26.0	12.0	13.0	14.0	24.0	(27.0)	11.0	16.0
17	T293 U17 Boys		 CZE	134	<a href="#">Štěpán Loužek</a>	2008	M	189.0	159.0	16.0	13.0	22.0	20.0	26.0	9.0	25.0	(30.0)	17.0	11.0
18	T293 U17 Boys		 FRA	344	<a href="#">Malo Courtois</a>	2007	M	226.0	160.0	23.0	15.0	40.0	39.0	12.0	6.0	3.0	(66.0 DNC)	13.0	9.0

Rank	Class	Division	NOC	Sailnumber	Full Name	Year	Gender	Total	Nett	R1	R2	R3	R4	R5	R6	R7	M	R9	R10
19	T293 U17 Boys		 FRA	275	<a href="#">Louis Guerin</a>	2007	M	197.0	161.0	27.0	8.0	11.0	32.0	18.0	22.0	(36.0)	9.0	14.0	20.0
20	T293 U17 Boys		 FRA	2829	<a href="#">Brieuc Sibé</a>	2008	M	193.0	166.0	24.0	24.0	13.0	(27.0)	14.0	21.0	13.0	6.0	27.0	24.0
21	T293 U17 Boys		 HUN	494	<a href="#">Kristof Gerlits</a>	2007	M	208.0	173.0	6.0	27.0	16.0	8.0	32.0	(35.0)	23.0	4.0	32.0	25.0
22	T293 U17 Boys		 FRA	227	<a href="#">Jules Rouquette</a>	2008	M	211.0	180.0	10.0	19.0	28.0	21.0	19.0	28.0	27.0	7.0	(31.0)	21.0
23	T293 U17 Boys		 FRA	51	<a href="#">Virgile Lecocq</a>	2007	M	227.0	196.0	21.0	23.0	(31.0)	25.0	16.0	20.0	31.0	19.0	18.0	23.0
24	T293 U17 Boys		 ESP	448	<a href="#">Daniel De La Serna Gil</a>	2008	M	248.0	203.0	(45.0)	21.0	17.0	19.0	24.0	26.0	18.0	23.0	24.0	31.0
25	T293 U17 Boys		 GBR	700	<a href="#">Guy Gibson</a>	2007	M	248.0	204.0	22.0	(44.0)	20.0	23.0	23.0	29.0	29.0	20.0	21.0	17.0
26	T293 U17 Boys		 FRA	2992	<a href="#">Matthias Dakir-- Planquette</a>	2008	M	281.0	215.0	34.0	33.0	15.0	31.0	(66.0 DNC)	8.0	22.0	31.0	26.0	15.0
27	T293 U17 Boys		 CZE	107	<a href="#">Jiri Stepanek</a>	2007	M	260.0	217.0	(43.0)	20.0	21.0	26.0	27.0	31.0	28.0	22.0	15.0	27.0
28	T293 U17 Boys		 FRA	82	<a href="#">Jean De Kerros</a>	2007	M	253.0	220.0	19.0	31.0	25.0	22.0	25.0	30.0	26.0	13.0	29.0	(33.0)
29	T293 U17 Boys		 GRE	30	<a href="#">Agapitos Michalis Stamatoulakis</a>	2008	M	267.2	227.2	28.0	29.0	24.0	17.0	23.6 RDG1:7	23.6 RDG1:7	20.0	32.0	(40.0)	30.0
30	T293 U17 Boys		 SGP	21	<a href="#">John Wong</a>	2008	M	270.0	231.0	26.0	16.0	18.0	29.0	30.0	23.0	38.0	(39.0)	23.0	28.0
31	T293 U17 Boys		 HUN	173	<a href="#">Kristóf Jancsó</a>	2008	M	299.0	252.0	25.0	(47.0)	34.0	24.0	31.0	27.0	15.0	14.0	41.0	41.0
32	T293 U17 Boys		 ITA	212	<a href="#">Kristian Porcu</a>	2008	M	310.0	255.0	18.0	26.0	36.0	13.0	52.0	44.0	(55.0)	10.0	20.0	36.0
33	T293 U17 Boys		 BEL	123	<a href="#">Joran Cottyn</a>	2008	M	356.0	290.0	30.0	30.0	29.0	43.0	21.0	(66.0 DNC)	66.0 DNC	28.0	25.0	18.0
34	T293 U17 Boys		 FRA	2512	<a href="#">Titouan Imbaud</a>	2008	M	351.0	306.0	33.0	32.0	43.0	30.0	36.0	32.0	40.0	17.0	43.0	(45.0)
35	T293 U17 Boys		 TUR	5005	<a href="#">Ali? Kerem Ertan</a>	2008	M	361.0	315.0	29.0	35.0	(46.0)	33.0	22.0	41.0	30.0	41.0	38.0	46.0
36	T293 U17 Boys		 FRA	764	<a href="#">Ilann Prigent Bihan</a>	2008	M	364.0	316.0	46.0	36.0	(48.0 PRP)	45.0	38.0	18.0	35.0	36.0	33.0	29.0
37	T293 U17 Boys		 HUN	259	<a href="#">Vince Lehoczki</a>	2008	M	364.0	318.0	41.0	(46.0)	44.0	41.0	41.0	37.0	19.0	26.0	37.0	32.0
38	T293 U17 Boys		 FRA	2356	<a href="#">Victor Brelet</a>	2008	M	394.0	328.0	31.0	43.0	32.0	38.0	34.0	33.0	21.0	(66.0 DNC)	30.0	66.0 OCS
39	T293 U17 Boys		 ESP	17	<a href="#">Diego Quintero Torres</a>	2007	M	401.0	353.0	40.0	(48.0)	38.0	34.0	35.0	38.0	47.0	37.0	42.0	42.0
40	T293 U17 Boys		 GBR	423	<a href="#">Aarian Rexha</a>	2009	M	410.0	355.0	39.0	28.0	35.0	35.0	45.0	(55.0)	51.0	44.0	35.0	43.0
41	T293 U17 Boys		 GBR	3456	<a href="#">Jamie Middleburgh</a>	2008	M	408.0	359.0	44.0	42.0	(49.0)	36.0	37.0	36.0	44.0	48.0	34.0	38.0
42	T293 U17 Boys		 FRA	2217	<a href="#">Clément Mignard</a>	2007	M	441.0	375.0	53.0	45.0	42.0	37.0	29.0	25.0	32.0	46.0	(66.0 OCS)	66.0 DNC

Rank	Class	Division	NOC	Sailnumber	Full Name	Year	Gender	Total	Nett	R1	R2	R3	R4	R5	R6	R7	M	R9	R10
43	T293 U17 Boys		 FRA	2110	<a href="#">Justin Spriet</a>	2008	M	434.0	378.0	48.0	34.0	37.0	(56.0)	42.0	42.0	41.0	45.0	52.0	37.0
44	T293 U17 Boys		 ESP	915	<a href="#">Jamie Schafer</a>	2007	M	455.0	389.0	32.0	(66.0 OCS)	41.0	46.0	43.0	66.0 DNC	48.0	29.0	44.0	40.0
45	T293 U17 Boys		 GBR	916	<a href="#">Max Harris</a>	2008	M	460.0	394.0	42.0	40.0	33.0	48.0	(66.0 RET)	46.0	45.0	34.0	56.0	50.0
46	T293 U17 Boys		 FRA	464	<a href="#">Elias Breton</a>	2007	M	453.0	396.0	54.0	49.0	47.0	(57.0)	44.0 RDG1:7	34.0	50.0	38.0	45.0	35.0
47	T293 U17 Boys		 GBR	3391	<a href="#">Josh Freeman</a>	2008	M	459.0	399.0	(60.0)	39.0	54.0	51.0	33.0	39.0	39.0	51.0	39.0	54.0
48	T293 U17 Boys		 FRA	1361	<a href="#">Yann Gayet</a>	2007	M	461.0	405.0	(56.0)	56.0	27.0	55.0	47.0	45.0	42.0	33.0	48.0	52.0
49	T293 U17 Boys		 FRA	899	<a href="#">Timothée Denis</a>	2008	M	460.0	406.0	49.0	(54.0)	53.0	47.0	49.0	47.0	53.0	18.0	46.0	44.0
50	T293 U17 Boys		 GBR	464	<a href="#">Nok Kan Clement Siu</a>	2007	M	467.0	410.0	50.0	38.0	52.0	49.0	48.0	48.0	43.0	43.0	(57.0)	39.0
51	T293 U17 Boys		 ITA	48	<a href="#">Malik Gueye</a>	2010	M	479.0	413.0	47.0	41.0	45.0	50.0	40.0	(66.0 DNC)	34.0	49.0	49.0	58.0
52	T293 U17 Boys		 FRA	83	<a href="#">Arthur Chatelier- Daisay</a>	2008	M	481.0	415.0	51.0	37.0	48.0	58.0	39.0	40.0	46.0	(66.0 DNC)	47.0	49.0
53	T293 U17 Boys		 CUB	667	<a href="#">Emil Autret</a>	2007	M	482.0	416.0	55.0	55.0	56.0	54.0	46.0	43.0	37.0	(66.0 DNC)	36.0	34.0
54	T293 U17 Boys		 ESP	111	<a href="#">Fabio Gonzalez Perez</a>	2008	M	491.0	432.0	36.0	(59.0)	50.0	44.0	51.0	51.0	54.0	40.0	51.0	55.0
55	T293 U17 Boys		 GBR	3496	<a href="#">Charlie Maguire</a>	2008	M	499.8	443.8	38.0	52.0	51.0	53.0	55.0	50.0	49.8 RDG1:7	42.0	53.0	(56.0)
56	T293 U17 Boys		 GBR	3484	<a href="#">Ollie Baker</a>	2008	M	508.0	451.0	37.0	(57.0)	55.0	42.0	56.0	49.0	49.0	52.0	54.0	57.0
57	T293 U17 Boys		 GBR	3393	<a href="#">Daniel Read</a>	2007	M	526.0	460.0	52.0	53.0	39.0	52.0	(66.0 DNC)	53.0	58.0	47.0	55.0	51.0
58	T293 U17 Boys		 HUN	926	<a href="#">Oliver Varju</a>	2008	M	531.0	465.0	(66.0 DNF)	60.0	57.0	40.0	54.0	54.0	52.0	35.0	66.0 DNF	47.0
59	T293 U17 Boys		 FRA	451	<a href="#">Nolann Roux</a>	2008	M	543.5	482.0	57.0	50.0	58.0	59.0	53.0	52.0	(61.5 PRP)	50.0	50.0	53.0
60	T293 U17 Boys		 FRA	179	<a href="#">Theo Beausire</a>	2007	M	587.0	521.0	59.0	58.0	60.0	60.0	50.0	56.0	61.0 PRP	(66.0 DNC)	58.0	59.0
61	T293 U17 Boys		 GBR	455	<a href="#">Joshua Lord</a>	2009	M	599.0	533.0	58.0	51.0	59.0	(66.0 DNC)	66.0 DNC	66.0 DNC	66.0 DNC	53.0	66.0 DNC	48.0
62	T293 U17 Boys		 GBR	399	<a href="#">Patrick Rodohan</a>	2007	M	637.0	571.0	62.0	62.0	(66.0 DNC)	66.0 DNC	66.0 DNC	66.0 DNC	66.0 DNC	57.0	66.0 DNC	60.0
63	T293 U17 Boys		 LAT	8118	<a href="#">Peteris Straustins</a>	2007	M	637.0	571.0	61.0	63.0	(66.0 DNC)	66.0 DNC	66.0 DNC	66.0 DNC	66.0 DNC	58.0	59.0	66.0 DNC
64	T293 U17 Boys		 FRA	436	<a href="#">Lohan Aubry</a>	2008	M	641.0	575.0	63.0	61.0	(66.0 DNC)	66.0 DNC	66.0 DNC	66.0 DNC	66.0 DNC	55.0	66.0 DNC	66.0 DNC
65	T293 U17 Boys		 ESP	333	<a href="#">Gonzalo Alcoba Mari</a>	2008	M	650.0	584.0	(66.0 DNC)	66.0 DNC	66.0 DNC	66.0 DNC	66.0 DNC	66.0 DNC	66.0 DNC	56.0	66.0 DNC	66.0 DNC